

○ MUSIC city COUNSELOR

Thank you for
your purchase!



I so appreciate when you take the time to leave feedback on your purchases on my TpT store! It helps my small business grow and earns you credits towards future purchases!

★★★★★ Extremely satisfied

let's connect!



For helpful ideas and free resources, please check out my website!

○

www.musiccitycounselor.com

ASCA Mindsets & Behaviors:

Category 1: Mindset Standards

- M 1: Belief in development of whole self, including a healthy balance of mental, social-emotional, and physical well-being.
- M 3: Sense of belonging in the school environment.

Category 2: Behavior Standards

- B-SS 2: Create positive and supportive relationships with other students.
- B-SS 3: Create relationships with adults that support success.
- B-SS 4: Demonstrate empathy.

Printable Lesson

DIRECTIONS:

This lesson will take approximately 45 minutes.

To begin the lesson, please read the story, "Have You Filled a Bucket Today?" by Carol McCloud. After reading the story, you have A LOT of options for activities to use with students...please choose the ones that best fit the needs and abilities of your students:

- 1) Instructional posters to review
- 2) Digital for Google Slides™ sorting game (link found in a PDF in the zip file, played on a computer, smart board, or tablet)
- 3) Printable bag sorting game
- 4) Craft
- 5) Bucket Filling Chant Activity
- 6) Worksheets and coloring pages

Bag Sorting Game:

Materials needed: two brown paper lunch sacks (or gift bags of similar size), printed bag decorations, scissors, glue, 32 printed scenario cards

To prep the bags: Please print the Bucket Filling and Bucket Dipping bag decorations (both full color and black/white are included). Then, please glue the Bucket Filling label to the top of one bag with the happy bucket under it, and the Bucket Dipping label to the top of the other bag with the sad bucket under it (as shown in the sample provided). Please print the 32 scenario cards (full color and black/white are included). If you can, please print them double-sided with the "Bucket Filling or Bucket Dipping?" design on one side and the scenario on the other side. If you do not have double-sided printing available, please only print the scenario side and don't worry about the decorative front side.

To play: Please place the Bucket Filling and Bucket Dipping bags at the front of the classroom. Students take turns drawing a scenario card and reading it to the class (or asking the educator to read it aloud). Then, the student places the card in the Bucket Filling bag if it shows a Bucket Filling choice, or in the Bucket Dipping bag if it shows a Bucket Dipping choice. 32 cards are included so each student should have at least one turn. Please play until the cards run out or you run out of time.

Craft:

Materials needed: Printed craft page, 1 piece of construction paper per student, pencil, glue, markers or crayons

To use: Two versions of the Bucket Filling craft are included: one for pre-writers (with the text already written for them) and one for writers (with blank hearts and stars for them to write on). Students can decorate the bucket, hearts and stars, and "I am a bucket filler" label. Writers can write one way to be a bucket filler on each star and heart. Then, they can cut out the pieces and glue them onto the piece of construction paper as shown in the sample. These make for an adorable bulletin board or hallway display!

Bucket Filling Chant:

Materials needed: A large bucket (with the included clipart/text taped onto the front), the printed chant, and a clear pitcher full of water with food coloring and glitter mixed into it

To play: Students sit crisscross apple sauce in a circle. Before we start the chant, I walk around and show each student my pitcher full of "magic" (the water with food coloring and glitter) and tell them that I need some help filling up my bucket. I promise that I'll show them the full bucket after we are done with the game but ask that they stay seated for the whole game. Then I teach them

the chant: "Bucket fillers, bucket fillers, what do they do? Bucket fillers like to_____." As they chant, students pat their legs and clap over and over again in rhythm. Each student takes a turn, in order, to fill in the end of the chant with one way to be a bucket filler. (i.e. Bucket fillers; bucket fillers, what do they do? Bucket fillers; like to *SHARE TOYS!*) Try not to repeat any of the examples if you can! After each child shares their way to be a bucket filler with the class, I pour a little "magic" into the bucket. Make sure to only pour a little magic into the bucket so there is enough for each child's turn. After each child has had a turn, I walk around and show them how full they made my bucket and they always get so excited!

Worksheets and coloring pages:


Multiple worksheets and coloring pages are included. You choose the ones that best fit the needs and abilities of your students and the amount of time that you have. Directions for the cut/paste worksheet are provided.

Sample Craft:

Name: Sally

I am a
BUCKET FILLER!

Music City Counselor



Sample Bag Sorting Game:



Posters

BUCKET FILLING

A kind, loving, and helpful choice that makes others feel special and important.






Kind



Loving




Helpful




BUCKET DIPPING

An unkind, unhelpful, and selfish choice that hurts others' feelings and our friendships.



BUCKET FILLING

A kind, loving, and helpful choice that
makes others feel special and important.






Kind



Loving




Helpful



BUCKET DIPPING


An unkind, unhelpful, and selfish choice that hurts others' feelings and our friendships.




Bucket

Filler

Chant



Let's *chant* together!




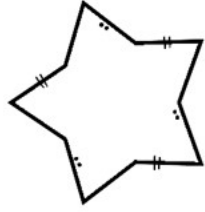
Bucket fillers, bucket fillers,

what do they do?

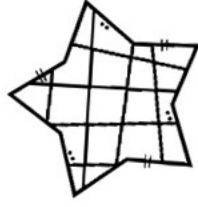
Bucket fillers like to...

_____!





Let's *chant* together!




Bucket fillers, bucket fillers,


what do they do?

Bucket fillers like to...

_____!




Tape these decorations onto your
bucket!



Fill My Bucket!


Tape these decorations onto your
bucket!




Fill My Bucket!

Bag Sorting Game

Tape these decorations onto your
brown paper sacks!




Tape these decorations onto your
brown paper sacks!




Tape these decorations onto your brown paper sacks!

Bucket Dipping




Tape these decorations onto your
brown paper sacks!

Bucket Dipping




Bucket Filling or Bucket Dipping?




© Music City Counselor

Bucket Filling or Bucket Dipping?




© Music City Counselor

Bucket Filling or Bucket Dipping?




© Music City Counselor

Bucket Filling or Bucket Dipping?




© Music City Counselor

Bucket Filling or Bucket Dipping?



© Music City Counselor

Bucket Filling or Bucket Dipping?



© Music City Counselor

**Heather and Sammy
took turns on the
tablet.**



**Huda took care of
Alexis when she fell
in P.E.**



**Henry played too
rough at recess.**



**Lee disrespected
Matt's personal
space.**




**Sasha included the
new student in her
group project.**




**Tay'Von
said that
no one
else could
have a
turn on
the slide.**

Bucket Filling or Bucket Dipping?




© Music City Counselor

Bucket Filling or Bucket Dipping?




© Music City Counselor

Bucket Filling or Bucket Dipping?




© Music City Counselor

Bucket Filling or Bucket Dipping?




© Music City Counselor

Bucket Filling or Bucket Dipping?



© Music City Counselor

Bucket Filling or Bucket Dipping?




© Music City Counselor

**Katrina helped
clean up the recess
equipment.**



**Tameka skipped to
the front of the line.**



**James and Kenny
took turns with the
ball.**



**Josie scribbled all
over Brittany's
artwork.**




**Alex asked Kyler
to sit with him on the
bus.**




**Jessica
teased
her little
brother.**

Bucket Filling or Bucket Dipping?




© Music City Counselor

Bucket Filling or Bucket Dipping?




© Music City Counselor

Bucket Filling or Bucket Dipping?




© Music City Counselor

Bucket Filling or Bucket Dipping?




© Music City Counselor

Bucket Filling or Bucket Dipping?



© Music City Counselor

Bucket Filling or Bucket Dipping?



© Music City Counselor

Joey and Travis
didn't let Johnny
play with them.



Jesse
wouldn't
listen to the
story his
friend was
telling.




Ray thanked his bus
driver for taking him
to school.



Tara
pushed
her little
sister.


Saba, Kayla, and
Henry used kind
words.



Juan and Gloria
shared the book.




Bucket Filling or Bucket Dipping?




© Music City Counselor

Bucket Filling or Bucket Dipping?




© Music City Counselor

Bucket Filling or Bucket Dipping?




© Music City Counselor

Bucket Filling or Bucket Dipping?




© Music City Counselor

Bucket Filling or Bucket Dipping?



© Music City Counselor

Bucket Filling or Bucket Dipping?



© Music City Counselor

**Keondre ignored
his friend.**



**Karla respected
Keri's opinions and
ideas.**



**Andrea
threw a
block at
her
teacher.**



**Tamara gave
compliments
to her
classmates.**




**Javier stomped on
Gregory's foot.**



**Maria kicked
Juliette in P.E. class.**




Bucket Filling or Bucket Dipping?




© Music City Counselor

Bucket Filling or Bucket Dipping?




© Music City Counselor

Bucket Filling or Bucket Dipping?




© Music City Counselor

Bucket Filling or Bucket Dipping?




© Music City Counselor

Bucket Filling or Bucket Dipping?



© Music City Counselor

Bucket Filling or Bucket Dipping?



© Music City Counselor

**Terrill volunteer's
at a nursing home.**



**Lauren cheated
on the test.**



**Kenny helped his
neighbor cross the
street.**



**Laura picked up
litter at her school
playground.**




**Finn broke the vase
and then lied to his
teacher about it.**



**Carlos used bad
words on the bus.**




Bucket Filling or Bucket Dipping?




© Music City Counselor

Bucket Filling or Bucket Dipping?



© Music City Counselor


**Everett stole
candy from his
classmate.**



**Julia told her mom
that she loves her.**




Bucket Filling or Bucket Dipping?




© Music City Counselor

Bucket Filling or Bucket Dipping?




© Music City Counselor

Bucket Filling or Bucket Dipping?




© Music City Counselor

Bucket Filling or Bucket Dipping?




© Music City Counselor

Bucket Filling or Bucket Dipping?



© Music City Counselor

Bucket Filling or Bucket Dipping?




© Music City Counselor


**Heather and Sammy
took turns on the
tablet.**



**Huda took care of
Alexis when she fell
in P.E.**




**Henry played too
rough at recess.**



**Lee disrespected
Matt's personal
space.**




**Sasha included the
new student in her
group project.**



**Tay'Von
said that
no one
else could
have a
turn on
the slide.**




Bucket Filling or Bucket Dipping?




© Music City Counselor

Bucket Filling or Bucket Dipping?




© Music City Counselor

Bucket Filling or Bucket Dipping?




© Music City Counselor

Bucket Filling or Bucket Dipping?




© Music City Counselor

Bucket Filling or Bucket Dipping?



© Music City Counselor

Bucket Filling or Bucket Dipping?




© Music City Counselor

**Katrina helped
clean up the recess
equipment.**



**Tameka skipped to
the front of the line.**





**James and Kenny
took turns with the
ball.**



**Josie scribbled all
over Brittany's
artwork.**




**Alex asked Kyler
to sit with him on the
bus.**




**Jessica
teased
her little
brother.**

Bucket Filling or Bucket Dipping?




© Music City Counselor

Bucket Filling or Bucket Dipping?




© Music City Counselor

Bucket Filling or Bucket Dipping?




© Music City Counselor

Bucket Filling or Bucket Dipping?




© Music City Counselor

Bucket Filling or Bucket Dipping?



© Music City Counselor

Bucket Filling or Bucket Dipping?



© Music City Counselor


**Joey and Travis
didn't let Johnny
play with them.**



**Jesse
wouldn't
listen to the
story his
friend was
telling.**




**Ray thanked his bus
driver for taking him
to school.**



**Tara
pushed
her little
sister.**


**Saba, Kayla, and
Henry used kind
words.**



**Juan and Gloria
shared the book.**




Bucket Filling or Bucket Dipping?




© Music City Counselor

Bucket Filling or Bucket Dipping?




© Music City Counselor

Bucket Filling or Bucket Dipping?




© Music City Counselor

Bucket Filling or Bucket Dipping?




© Music City Counselor

Bucket Filling or Bucket Dipping?



© Music City Counselor

Bucket Filling or Bucket Dipping?



© Music City Counselor

**Keondre ignored
his friend.**




**Karla respected
Keri's opinions and
ideas.**



**Andrea
threw a
block at
her
teacher.**



**Tamara gave
compliments
to her
classmates.**




**Javier stomped on
Gregory's foot.**



**Maria kicked
Juliette in P.E. class.**




Bucket Filling or Bucket Dipping?




© Music City Counselor

Bucket Filling or Bucket Dipping?




© Music City Counselor

Bucket Filling or Bucket Dipping?




© Music City Counselor

Bucket Filling or Bucket Dipping?




© Music City Counselor

Bucket Filling or Bucket Dipping?



© Music City Counselor

Bucket Filling or Bucket Dipping?



© Music City Counselor

**Terrill volunteer's
at a nursing home.**



**Lauren cheated
on the test.**



**Kenny helped his
neighbor cross the
street.**



**Laura picked up
litter at her school
playground.**




**Finn broke the vase
and then lied to his
teacher about it.**



**Carlos used bad
words on the bus.**




Bucket Filling or Bucket Dipping?



© Music City Counselor

Bucket Filling or Bucket Dipping?



© Music City Counselor

**Everett stole
candy from his
classmate.**



**Julia told her mom
that she loves her.**




Craft

(for emerging
writers)

Name: _____

I am a
BUCKET FILLER!

© Music City Counselor



Craft


(for writers)

Students write how to fill
buckets in each of the
stars and hearts.

Name: _____

I am a
BUCKET FILLER!


© Music City Counselor



Worksheets & Coloring Pages

Name: _____


I can
FILL BUCKETS!



Name: _____

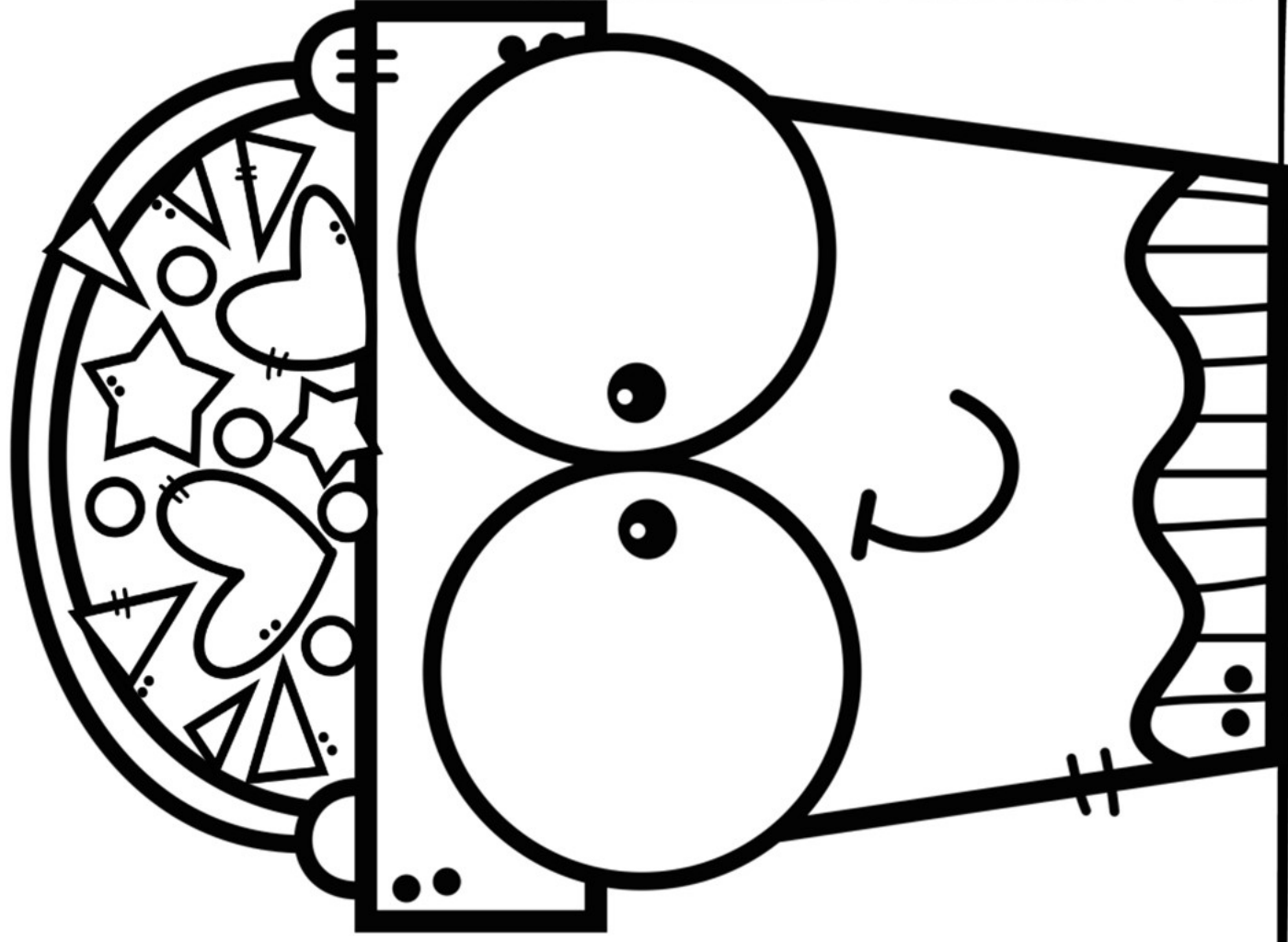
BUCKET FILLING

Write on the hearts and stars ways that you can fill buckets.

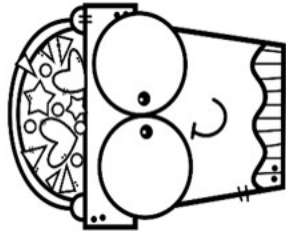


Name: _____

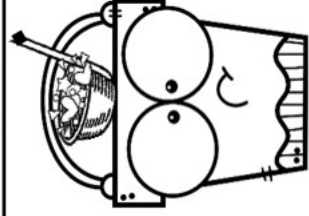
I FILL BUCKETS when I...



Name: _____



Bucket Filling

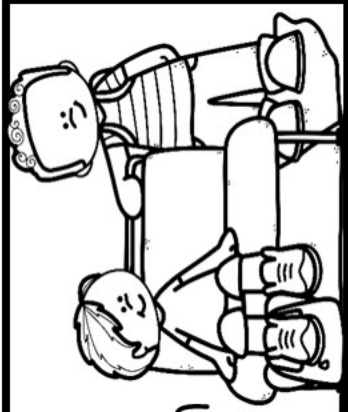


Bucket Dipping

DIRECTIONS:

Cut out each of the sentences below. Paste the sentences that represent Bucket Filling under the Bucket Filling side of the chart and paste the sentences that represent Bucket Dipping under the Bucket Dipping side of the chart.

I asked the new student to sit with me on the bus.




I brought a flower for my teacher.



I teased Harriet about her new haircut.



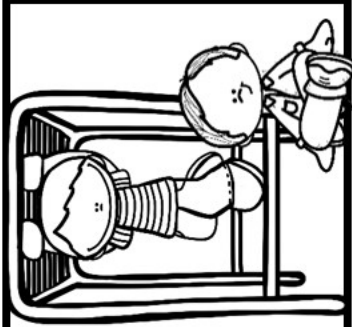
I told my brother that he was too little to play with us.



I gave Thomas a high five in P.E. class.



I won't let Juan have a turn on the monkey bars.



TERMS OF USE:

YOU MAY...

- Make copies for the purchaser's classroom AND share copies with other educators within their school building
- Reference (without distribution) this product in blog posts, seminars, professional development workshops, or other such venues provided there is both credit given to myself as the author and a link back to my TpT store included in the post/presentation

YOU MAY NOT...

- Claim the work as your own, alter the files in any way, or remove/attempt to remove the copyright
- Share this product with educators outside of your school building
- Repackage, sell, or giveaway this product to others
- Offer to share this product anywhere on the internet as a download or copy



Please contact me any time at laura@musiccitycounselor.com with questions, suggestions, resource requests, or comments! I'd love to hear from you!

This resource was made possible by:

